



KENDRIYA VIDYALAYA AFSBKT, LUCKNOW

HOLIDAY HOMEWORK

CLASS-5

Dear children

- ✓ Appreciate Nature - Go for long walks in a park or garden with your family and friends.
- ✓ Good manners are the key - Respect your parents, grandparents and all elders. Use three magical words (Sorry, Please and Thank you).
- ✓ Stay Fit, Stay Healthy - Play your favourite game / sport regularly.
- ✓ Learn about our Heritage – Find some time to visit museums and monuments. Read about them.
- ✓ Save Nature – Contribute to save our precious environment. Minimize the wastage of resources like water, fuel and electricity. Must do: - • Eat healthy food and drink lots of water & juices.
- ✓ Read every day. Watch less of T.V.
- ✓ Revise the previous (done) work.

Instructions for kids:

- Do your homework neatly and on your own.
- Learn and Revise all the work done in the class.
- Make your own time table for summer vacations and get it laminated.

For example:

Time	Activity
8:00 -8:30 am	Wake up, brush teeth, take bath

- Before going to bed at night, *plan your tasks for the next day and pen them down in a small diary. You can write at least 2-3 lines that what did you do the whole day and what you will do the next day.*
- **Prepare a folder, decorate it and bring your all holidays' activities in it.**

Do your work on A4 sheets

Guidelines for the parents:

- Spend some quality time with your kids. Have at least one meal with them. Play at least one indoor or outdoor game with them. Take them to the park and share your childhood experiences with them.
- Encourage your child to go outdoors rather than sitting in front of electronic gadgets all day.
- Encourage your child to cultivate the reading habit. Get some story books of their choice to read.
- Involve your child in some household chores like laying the table, watering the plants, washing their own plates, cleaning their cupboards etc... such type of activities give them first-hand experience to become more confident and responsible.
- Encourage your child to do their homework on their own but.... under your guidance.

EVS



LEARN THIS POEM

WEEK 1 (8 MAY to 13 MAY)

Q1. Write a paragraph of five lines about each of the following endangered animals. Draw or paste a picture for each.

1. Nilgiri Tah
2. One-horned rhinoceros
3. Snow leopard
4. Asiatic Lion

WEEK 2 (15 MAY to 20 MAY)

2. Draw a poster on the topic "Save animals".

3. List out any twenty national parks or sanctuaries in India. Also write the state they belong to and for the animals they meant for.

SI No	National park	State	Animal
1
2
3

WEEK 3 (22 MAY to 27 MAY)

4 . Use any old can or plastic bottle, decorate with any recycled materials and Grow a plant in the pot. Observe the growth of plant and click picture of plant in different stages.

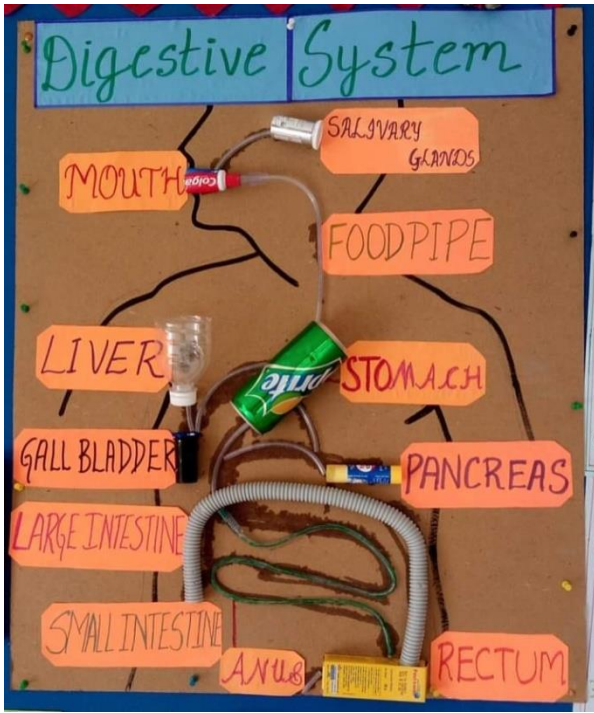
5. Make a model of sense organs with clay/waste materials.



Week 4 (29 MAY to 3 JUNE)

5. Make a poster on 'Project Tiger programme launched by government of India.

6. Make a model of digestive system using clay, thread, stones, waste paper or any waste material available to you.



WEEK5 (5JUNE to 10 JUNE)

ACTIVITY-

WEEK 6 (12 JUNE to 16 JUNE)

Compile all your work. Arrange your bag and be ready, to be back in school

SUMMER VACATION HOME WORK

CLASS 5A & 5B SUBJECT- MATH

WEEK 1 (8 MAY to 13 MAY)

(1) When you are facing the rising sun.

(a) you are facing the _____ direction.

(b) _____ direction is behind you.

(c) To your right is the _____ direction.

(d) _____ direction is to your left.

(2) Fill in the blanks with numerals.

(a) Ten thousand _____

(b) One thousand _____

(c) One lakh _____

(d) Ten lakh _____

(e) One crore _____

(f) Ten crore _____

(3) Write in numerals .

(a) Two crore thirty lakh four thousand two hundred eighty.

(b) Twelve crore seventy three lakh ten thousands four.

(c) Fifty five crore eighty three .

(d) One crore twenty six lakh nine thousand fifty .

(e) Ten lakh three.

WEEK 2 (15 MAY to 20 MAY)

(1) Write the number names.

(a) 5,65,58,450

(b) 16,01,25,589 _____

(c) 83,35,24,684 _____

(d) 83,56,92,654 _____

(e) 52,33,46,258 _____

(2) Write in expanded form.

(a) 34,56,61,346

= _____

(b) 26,45,67,733

= _____

(c)

85,90,02,200= _____

(d) 56,55,52,222

= _____

(e)

23,02,33,301= _____

WEEK 3 (22 MAY to 27 MAY)

(1) Write the place value of the underline digit.

Number

Place

Place value

8 4 5 6 2 3 7

8 5 6 1 3 4

1 2 5 6 3 4

7 6 4 8 9 1 3

3 4 5 6 2 1 8

(2) Complete the table.

Number

Greatest Number

Smallest Number

8 digits

6 digits

9 digits

5 digits

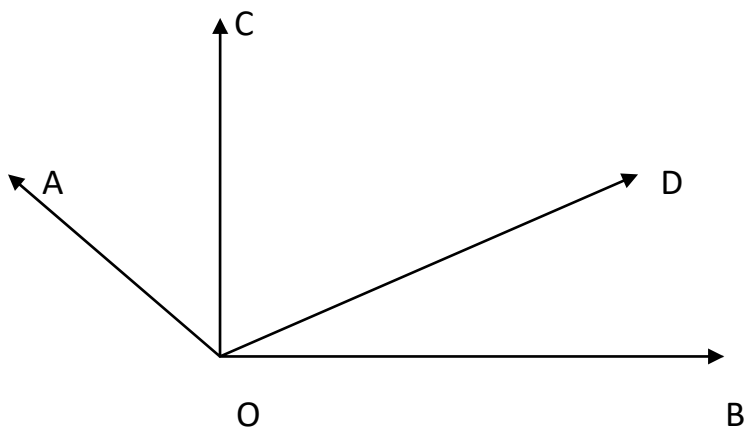
7 digits

WEEK 4 (29 MAY to 3 JUNE)

(1) Make (draw) 5 closed shapes.

(2) Make (draw) 5 open shapes.

(3) Measure each of the angles given below using a protector.



(4) Revise of chapter 1(The fish tale).

(5) Draw the angle of the given .

(a) 90° (b) 120° (c) 45° (d) 135° (e) 180° (f) 35° (g) 100°

(6) Solve the problems.

(a) One more than 8576452 is _____

(b) One more than 650021399 is _____

(c) The successor of 56239999 is _____

(d) The predecessor of 125600000 is _____

(e) Smallest 8 digits using digits 5 6 0 8 1 5 0 3 _____

(f) The greatest 8 digit number using digits 2 0 3 8 9 7 0 5 _____

WEEK 5 (5 JUNE to 10 JUNE)

(1) Multiplication

(a) 485×85 (b) 2050×90 (c) 9604×99

(2) Division –

(a) $56420 \div 12$ (b) $53004 \div 15$ (c) $46087 \div 11$

(3) Learn the table up to 15.

(4) Write the table up to 20.

(5) Make a model of different types of angles with the help of ice-cream sticks and write the kind of angle.

(6) Write in ascending order.

3542542, 5402821, 2001546, 4316825, 2031562, 8002312

WEEK 6 (12 JUNE to 16 JUNE)

(1) Write in descending order.

548235, 235612, 823545, 102543, 912546, 542351

(2) Draw the Right angle, Acute angle, Obtuse angle and straight angle.

(3) There were 580054 participants from each country in a sports meet.

How many participants participated from 15 countries?

Karan saves Rs. 10050 every month in a scheme in which he has to save for 125 months. What is the total money saved by him?

14-Jun-23 00:00:00 00:00:00 |

00:00:00 00:00:00 00:00:00 |

15-Jun-23 00:00:00

00:00:00 (00:00:00)

HOLIDAY HOMEWORK (SUMMER VACATION)

SUBJECT- COMPUTER

CLASS-V

Q.1 What is Soft Copy?

Ans- Output display on monitor is called soft copy.

Q.2 What is hard Copy?

Ans- Output display on paper is called hard copy.

Q.3 Write the name of Primary Memory.

Ans- 1. RAM (Random Access Memory) 2. ROM (Read Only Memory).

Q.4 What is secondary memory.

Ans- 1. Hard Disk, 2. C.D. (Compact Disc) 3. DVD (Digital Versatile Disc), 4. Memory Card.

Q. 5 Write the name of input devices, output devices and processing device?

Ans- **Input devices-** 1. Keyboard 2. Mouse. 3. Joystick 4. Camera 5. Scanner 6. Light pen. 7. Microphone etc.

Processing device- CPU (Central Processing Unit).

Output Devices- Monitor, Printer, Speaker

Q.6 What is M.S. Word?

Ans- Microsoft Word or MS-WORD (often called Word) is a graphical word processing program that users can type with. It is made by the computer company Microsoft. The purpose of the MS Word is to allow the users to type and save documents. Similar to other word processors, it has helpful tools to make documents.

Micro

Q.7 How do you insert a row in the table in M.S. word? Write steps.

Ans- Add a row above or below

1. Click in a cell above or below where you want to add a row.
2. Under Table Tools, on the Layout tab, do one of the following:
 - To add a row above the cell, click Insert Above in the Rows and Columns group.
 - To add a row below the cell, click Insert Below in the Rows and Columns group

Q.8 How do you insert a Column in the table in M.S. word? Write steps.

Ans- Add a column to the left or right

1. Click in a cell to the left or right of where you want to add a column.
2. Under Table Tools, on the Layout tab, do one of the following:
 - To add a column to the left of the cell, click Insert Left in the Rows and Columns group.
 - To add a column to the right of the cell, click Insert Right in the Rows and Columns group.

Q.9 How do you merge the two or more cells in the table in M.S. word? Write steps.

ANS- **Merge (Combine/Join) cells**

1. Select the cells that you want to merge by clicking the left edge of a cell and then dragging across the other cells that you want.
2. Under Table Tools, on the Layout tab, in the Merge group, click Merge Cells.

Q.10 What is M.S. Word?

Ans - M.S. word is word processing software. It is application software used to type letters, reports, applications, notes etc. The default file extension of M.S. word is .docx.

Q.11 How do you select whole document of M.S. Word with the help of Keyboard and Mouse?

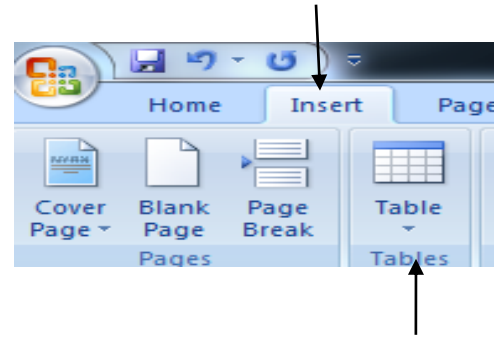
Ans. Keyboard – Press Ctrl +A,

Mouse- Move the pointer to the left of any text until it changes to a right-pointing arrow, and then triple-click.

Q.11 How do you insert a table in M.S. Word?

Ans- Use the Table menu

1. Click where you want to insert a table.
2. On the Insert tab, in the Tables group, click Table, and then, under Insert Table, drag to select the number of rows and columns that you want.



Q.12 How do you fill the colour in table cells in M.S. Word 2007.

Ans. Under Table Tools, on the Design tab, click shading and then select any colour.

Q. 13 Write important shortcut keys of M.S. WORD.

Ans. Some of the important shortcuts are given below:

- Open a file – CTRL + O
- Create a new document – CTRL + N
- Close a document – CTRL + W
- Save a file – CTRL + S
- Display the 'Save as' dialog box – F12
- Copy – CTRL + C
- Paste –CTRL + V
- Cut – CTRL + X
- Undo – CTRL + Z
- Redo or repeat an action – CTRL + Y
- Cancel an action – ESC